







RHYTHM

 = 4 beats	 = 2 beats	 = 1/2 beat
 = 3 beats	 = 1 beat	 = 1 beat

REMEMBER: the top number of the time signature tells you how many beats are in each bar.

The diagram shows a single musical staff with several key elements labeled with arrows:

- Time signature:** An arrow points to the $\frac{4}{4}$ time signature at the beginning of the staff.
- bar line:** An arrow points to a single vertical bar line.
- repeat signs:** An arrow points to a double bar line with two dots (first ending repeat sign).
- final bar line:** An arrow points to a double bar line with a flag (final repeat sign).

Task 1: Count the number of beats in the bar for the following.



There are beats in the bar.



There are beats in the bar.



There are 8 beats in the bar.

Task 2: Add ONE note where you see the ✱ to complete the bar.

Task 3: Add the missing bar lines to the following.